


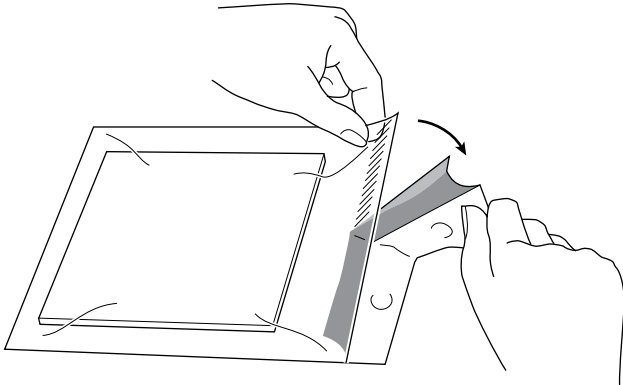


Follow these techniques for proper closure methods.

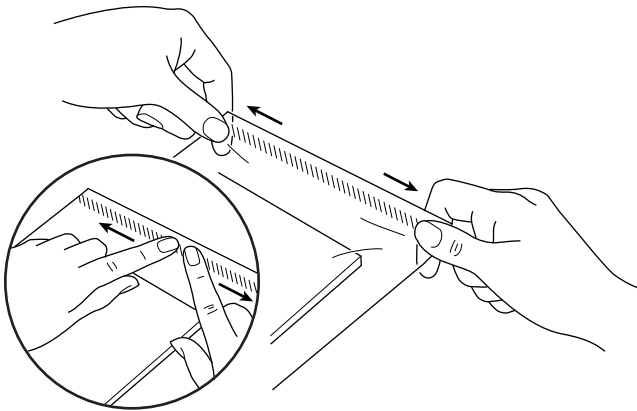
Method #1



1. Lift the front edge of the plastic bag and place contents inside.

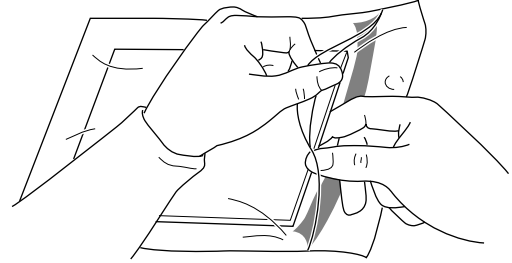


2. Hold the bag by the top corner just below the colored strip and tear away the top portion as shown.

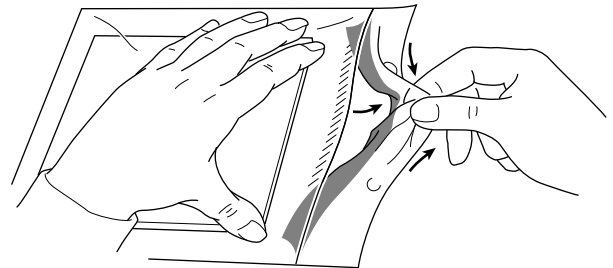


3. Pull the bag outward to remove wrinkles. Apply additional pressure with your finger tips to ensure a strong seal.

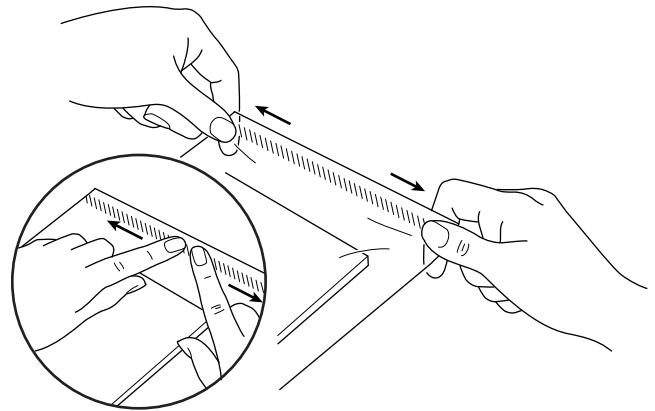
Method #2



1. Lift the front edge of the plastic bag and place contents inside.



2. Hold the bag securely with one hand below the colored strip. Grasp the top portion in the center and pull up and away.



3. Pull the bag outward to remove wrinkles. Apply additional pressure with your finger tips to ensure a strong seal.